























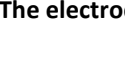




At the beginning of the rehabilitation therapy on the pelvic floor, some probes were developed, among which the best known and, perhaps, the first to come out, the V2STW vaginal with two rings and the A2STW, anal with 2 rings both by Beamed. With the advancement of technology, both the equipment and the probes have undergone great development and have evolved greatly. Currently, also in consideration of the needs of increasingly trained professionals in the sector, there are many probes on the market, each with features dedicated to the therapy to be performed, the patient's anatomy, "comfort", pathology, etc.





















ANAL PROBES											
TEMPLATE	DESCRIPTION	channe l	ELECTRODES				Lengt h mm	Weigh t gr	FEATUES	USE	
			n	Form	Ø max	Material					
 A2STW	standard	1	2	ring	15	gold	110	25	with handle for possible adjustment of the position during the session Rounded ogive to facilitate introduction	normal anatomies	
 ANALIS	standard	1	2	finger	15	gold	140	13	With handle that has 3 rings to adjust and stop the probe after introducing it. Conical ogive even more atraumatic	normal anatomies - asymmetric sphincters (due to surgery or other). In fact, the lateral electrodes allow you to better adapt the probe by rotating it in order to make it work on the compartment that has better musculature	
 ARROW	conical and short shape	1	2	finger		metal	45	23,5	With a small terminal ring, it can also be used as a small vaginal	short sphincters where there is no need to adjust the introduction	
 ANUS PROBE	with end plate	1	2	ring	15	metal	63	22	thin electrodes, close together and set back, leave the introductory part of the probe free so that it can be well introduced up to the end plate. The probe is smooth and slightly wider at the tip to reduce the risk of ejection	normal anatomies	
 RECTAL		1	2	ring	14	metal	83	25	Tube shape with a central depression on the edges of which there are very thin electrodes	hypertonic and pain sphincters	
 SPRING 201	with adjustable plate	1	2	ring	19	metal	from 65 to 105	25	adjustable plate for better positioning and stop. Tube shape with wide electrodes and atraumatic tapered ogive.	normal anatomies	
 PERI SPHERA-A	2 channels with positioner	2	4	finger	19	gold	60/120	24	adjustable bar insertable length 60 mm - total 120 mm	probe designed to treat the male as the cut ogive rests on the prostate area making it less annoying	
 RECTALIS pressure	2-balloon pressure to perform manometric BFB. This probe can be used with special devices to detect the manometric BFB, or, alone, using the supplied syringe.										
 RECTOMAX pressure	2-balloon pressure probe to perform manometric BFB. This probe can be used with special devices to detect the manometric BFB, or, alone, using the supplied syringe. Probe produced with high quality materials that make it more durable over time.										

## VAGINAL PROBES

TEMPLATE	DESCRIPTION	c h a	n.	ELECTRODES			Len ght mm	Wei ght gr	FEATURES	USE	
				Form	∅ max	Mat erial					
	V2STW	standard	1	2	ring	25	gold	110	33	<b>with handle</b> for possible adjustment of the position during the session	<b>normal anatomies</b>
	CLASSICA	standard straight	1	2	U	25	gold	110	37	<b>with handle</b> for possible adjustment of the position during the session the U shape serves not to stimulate the urethra	<b>normal anatomies</b> <b>patients with urethral pathologies or sensitivities</b>
	MINIMA	Tampon-shape	1	2	ball	26	gold	65	16	<b>without handle</b> the "tampon" shape helps to reduce any annoyance as it can be completely inserted	treatment of minor pelvic pain (vulvodynia, etc.) patients who, during the BFB with this probe, understand better the active work to be performed as they do not feel a "foreign body" coming out of the vulva.
	PERISPHERA-O		1	2	ball	26	gold	57/ 120	22	<b>with handle and adjustable plate</b> to better position it. Insertable length 57mm - total 120mm	
	PLUGGY	short straight and smooth	1	2	bar	26	me tal	87	35	<b>with end plate</b>	<b>short anatomies not too wide</b> because it could come out during the treatment
	POLLY	short, pear shape	1	2	lateral	28	me tal	76	20	<b>with end plate</b>	<b>relatively open short anatomies</b> , as the diameter and shape of this probe support the seal in situ quite well
	RING	short, ovoid shape, hollow in center	1	2	lateral	34	me tal	78	20	<b>with end plate</b>	<b>short anatomies, open vaginas</b> , as the massive diameter and shape of this probe well support the seal in situ
	JOYSTICK	standard, straight and smooth	1	2	ring	25	me tal	130	80	<b>with handle</b> to better position and maintain in situ	<b>open vaginas with normal anatomy</b>
	ATRESICA-S	Short, tampon-shape	1	2	ring	20	me tal	53	58	<i>the "tampon" shape helps to reduce any annoyance as it can be completely inserted</i>	<b>atresic vaginas</b>
	ATRESICA-L	straight and smooth	1	2	ring	20	me tal	100	72	<b>with handle</b> for better positioning and keeping in situ	<b>atresic vaginas</b>
	V2STFW	for SEF e BFB	1	2	ring	25	gold	110	35	equipped with medical silicone condition, it must be used with special devices to detect the manometric BFB	patients who are able to better understand the work to be done by feeling that they contract something that responds to the action, therefore, the exercise is more realistic.
	VBTF	for BFB	1	--	--	35	--	110	35		
	PERISPHERA-H		2	4	saddle	30	gold	60/ 120	13	<b>with thin handle</b> for insertion and maintenance in situ which helps to give greater physiologicality to the probe and less discomfort. Insertable length 60 mm - total 120 mm	<b>patients with urethral pathologies or sensitivities</b> The special shape of the electrodes, positioned one above the other laterally and horizontally, allows them to better adhere to the walls and their arrangement avoids touching and stimulating the urethra.
	PERISIZE 4	clothespin	2	4	spherical		gold	110	20	the introduction is done by squeezing the probe which, once released, will adhere perfectly to the walls	<b>open vaginas even with slight prolapse</b> as the very flattened shape facilitates positioning
	PERISPHERA-U	plain	2	4	flat	30	gold	60/ 120	23	Insertable length 60 mm - total 120 mm	The very flat shape makes it ideal for working on patients with <b>prolapse</b>
	PERISPHERA-AT	straight	2	4	bar	11	gold	60/ 120	23	<b>adjustable positioner</b> thinnest probe in existence Insertable length 60 mm - total 120 mm	<b>atresic vaginas</b> in the treatment of <b>pelvic pain, even accentuated (vaginismus, vulvodynias, etc.) or for virgins</b>

\* The electrodes covered in gold make the product hypoallergenic, the metal electrodes contain a small percentage of Nickel.

# ELECTROSTIMULATORS AND / OR BIOFEEDBACK

	n. channels	CURRENTS			BFB			Anorectal manometry exams	Screen	Wireless	Dock St.	Software activation license	PROGRAMS					Accessories included
		STIM	TENS	ETS	EMG	PRE S	Games						Incontinence	rehab	sport	free	n. sessions	
<b>ELETTROSTIMULATORI DOMICILIARI</b>																		
 <b>BIOLITO</b>	2	C-M-B	H	--	--	--	--	--	b/w	--	--	--	5	--	--	1	1/5	Electrodes n.4 40x40 n.4 40x80
 <b>CONTINENCE</b>	2	C - LR	--	--	--	--	--	--	b/w	--	--	--	9	--	--	4	1	
 <b>PELVITONE</b>	2	C-LR-M	--	--	--	--	--	--	b/w	--	--	--	11	--	--	3	1/5	
 <b>EVOSTIM-UG</b>	2	C - LR	--	--	--	--	--	--	b/w	--	--	--	5	--	--	50	1/10	Vaginal probe MINIMA
<b>BIOFEEDBACK DOMICILIARI</b>																		
 <b>SIMPLEX</b>	1	--	--	--	si	--	--	--	b/w	--	--	yes	--	--	--	--	--	-
 <b>EVOSTIM-P</b>	2	C - LR	--	yes	--	si	--	--	b/w	--	--	--	5	--	--	--	--	Pressure probe V2STFW
 <b>EVOSTIM-E</b>	2	C - LR	--	yes	si	--	--	--	b/w	--	--	--	5	--	--	--	--	Vag. probe PERISPHERA-O Elect n.4 40x40
<b>PROFESSIONALI DI BASE</b>																		
 <b>PRO</b>	1	yes	C - M	yes	yes	--	yes	--	Col. touch	yes	--	yes	22	25	--	12	5	
 <b>2</b>	2	yes	C - M	yes	yes	--	Supc	--	b/w	yes	--	yes	19	9	21	11	5	
 <b>2 PRO</b>	2	yes	C - M	yes	yes	--	Si	--	Col. touch	yes	--	yes	19	9	21	32	5	
 <b>4</b>	4	yes	C - M	yes	yes	--	Supc	--	b/w	yes	--	yes	19	9	21	11	5	
 <b>4 PRO</b>	4	yes	C - M	yes	yes	--	yes	--	Col. touch	yes	--	yes	19	9	21	32	5	
<b>PROFESSIONALI</b>																		
 <b>NANO URO</b>	2	yes	C - LR	yes	yes	opz.	--	--	Tablet 8" Colors	yes	--	installed on Tablet	A*	--	--	--	si	4 electrodes 50x50
 <b>NANO FISIO</b>	2	yes	C-LR-M	yes	yes	opz.	--	--		yes	--		B*	si	si			
 <b>NANO FISIO - URO</b>	2	yes	C-LR-M	yes	yes	opz.	--	--	yes	--	A* + B*	si	si					
 <b>MICRO ARM</b>	2	yes	C-LR-M	yes	yes	opz.	--	yes	--	yes	1	To install on your PC	Anorectal manometry		si	si	manometric module pedal - syringe	
 <b>MICRO BASE</b>	2	yes	C - LR	yes	yes	opz.	yes	Opt on adv ver	--	yes	1		A*	--	--	--	si	
 <b>NEO</b>	2	yes	C-LR-M	yes	yes	opz.	yes	Optional	--	yes	3	A* + B*	si	si				
 <b>LIBERTY</b>	2	yes	C-LR-M	yes	yes	opz.	yes	optional	Pc touch	yes	4	Inst. on PC touch	A* + B*	si	si			
 <b>TOTEM-UG</b>	2+2	yes	C - LR	-	yes	yes	--	--	--	yes	--	to inst. on PC	54	--	--	si	si	2 vag.probe Combicom N.4 electrodes

C = continuous LR = work-rest M = modulated B = burst H = han

A \* = 26 Anorectal sphincter perineum - 40 Genital urinary sphincter perineum

B \* = 7 Amyotrophic - 9 muscle contractures - 2 dermatological - 3 pregnancy - 6 neurological - 4 osteoarticular and tendon - 24 post-traumatic - 2 respiratory - 2 rheumatological - 16 sports

Characteristics and technical specifications may vary

**- REHABILITATION OF THE PELVIC FLOOR**

Vaginal probes

Anal probes

Home appliances

Basic Professional Appliances

Professional Systems

**- URODYNAMICS**

**- UROFLUXOMETRY**

**- PROCTOLOGY**

**- ENDOSCOPY**

**- GASTROENTEROLOGY**

**- NEUROLOGY**



Medical Services and Supplies

*Technical specifications e  
selection guide*



*Visit our site*  
[www.meditaliaservice.com](http://www.meditaliaservice.com)

[info@meditaliaservice.com](mailto:info@meditaliaservice.com) 

[www.meditaliaservice.com](http://www.meditaliaservice.com) 

+39 3314605453 